





## Integral Color for Ready Mix Concrete

We are the pigment of your imagination!



- Vibrant
- Permanent & Non-Fading
- Cost-Effective
- Maintenance-Free
- Eco-Friendly & Non-Toxic



Instructions



## Integral Color for Ready Mix Concrete

Highly concentrated, requiring less pigment to create vibrant colors.

Permanent, sun-fast and weather-resistant.

Packaged in premeasured bags that disintegrate in the concrete mix for easy, clean use.

Pigments can be added to any concrete mix.

### FINISHING

**Step 1.** Place the concrete, and then strike it off using recognized methods.

**Step 2.** Use a vibrating screed or a magnesium float. Always work in one direction.

**Step 3.** Stop the initial floating if there is any bleed water on the surface of the concrete, as this can result in scaling and discoloration. Resume floating once the bleed water has evaporated. Stamping should be performed at this step, if desired. Do not allow the concrete to get too hard, but allow sufficient time for it to set. Rushing steps can alter the final appearance of the concrete.

**Step 4.** A power trowel or magnesium hand float can be used for a smooth finish, but over-working the surface will cause discoloration.

**Step 5.** Various final finishes such as broom, rotary, textured patterns or exposed aggregate can be performed after floating. Consult expert advice on this subject to determine possible finishing methods.

**Please be aware of the following to avoid discoloration:**

- Don't fog or cover the surface during the initial curing period (at least 24 hours).
- Don't use plastic membrane sheets.
- Avoid casting shadows over the area.
- Using admixtures will cause variations in the color. If used, they must be used consistently throughout the job to ensure uniform coloring from batch to batch.
- Never use calcium chloride or any accelerators.
- Always use clean tools, and use new brooms if a broom finish is required.
- Allow the concrete to cure for 30 days before inspecting it for color match or appearance. Colored concrete will continue to lighten until it is fully cured.
- Wait until the surface of the concrete is uniformly dry before applying sealer.

### LIMITATIONS

The optimal recommended dose of pigment ranges from 2% (1 bag) to 7% (3 bags) based on the weight of the cementitious materials. The color saturation point is 10% (4 bags). Higher doses will not enhance the color and may significantly degrade the durability of the finished product. Doses below 1% (½ bag) will result in uneven color

variations and a washed-out appearance. Ready Mix colors can be affected by many factors, including but not limited to: materials used, jobsite conditions, finishing techniques, curing methods and the use of sealer.

### RECOMMENDATIONS

- Use a qualified decorative concrete contractor with experience in integrally-colored concrete.
- Use a mix design suitable for your specific application.
- A test pour is highly recommended to make sure the results will meet your expectations.
- Make sure that every truck contains the same number of metres/yards of concrete.
- Make sure that the concrete is an even thickness throughout.
- Finish all surfaces within the same timeframe after placing.
- Be sure the concrete is finished in the same direction when troweling.
- Make sure that the concrete cures evenly and consistently.
- Make sure all areas dry at the same rate to avoid differences in color.
- NEVER add water to the surface.
- Keep in mind that concrete poured in shaded areas will be a different temperature than concrete poured in unshaded areas. This may result in color variations.
- Allow the concrete to dry fully prior to application of sealer (approximately 30 days).

### AVOID

- Don't pour concrete when the weather conditions are unfavorable.
- Don't pour concrete when the temperature is below 50 °F (10 °C).
- NEVER ADD WATER to the ready mix truck on site. NEVER.
- Don't use fly-ash or slag in the mix design. It will affect the color.
- Avoid projects that require several small pours.
- Avoid pouring on different days.
- Don't finish with long-handled Fresno trowels.
- Don't use dirty or wet tools.
- Don't over-finish because this may darken the surface.
- Don't fog the surface with water.
- Don't use wet coverings, plastic sheeting, water-proof paper, or liquid membrane curing compounds.

### PACKAGING

One bag corresponds to one premeasured unit of color for one cubic yard (US) or one cubic metre of concrete. Interstar pigment is packaged in special disintegrating bags that are added directly to the ready mix truck for a clean, easy job. Decreased handling means increased workplace safety and greater efficiency. (Note: Occasionally, bags may not completely disintegrate due to worn fins, improper mixing, etc. Please instruct your finishing crews to watch for paper when the concrete is in the discharge chute. If paper is found, additional mixing may be required. If desired, the pigment bag may be cut open, and the pigment added directly into the concrete mix.)

### SHIPPING

To ensure fast delivery, your order will be shipped from the Interstar distribution center closest to you. Orders are usually shipped the same day.

### SERVICE IS OUR PRIORITY AT INTERSTAR

From order placement to custom color matching, our customer service representatives, technicians, chemists and engineers are at your service to assist you with your projects. We pledge to be polite, responsive, flexible and dedicated to your needs.

### IMPORTANT:

This color chart is approximate and does not depict the exact colors that can be attained. The samples pictured here were developed in a controlled environment using materials that may vary in different locations. Many factors affect the color of the finished product, including but not limited to: finishing techniques, workmanship, materials used, curing/sealing and the weather. This chart must be used only as a guideline for color selection. A test pour is highly recommended to make sure the results meet your expectations.

### INFORMATION

For more information about Interstar's integral pigments for ready mix concrete, please visit our website at [www.interstar.ca](http://www.interstar.ca) or contact our Customer Service Department at 800.567.1857 or [info@interstar.ca](mailto:info@interstar.ca).

### QUALITY, INTENSITY AND UNIFORMITY

If you're looking for the highest quality, most vibrant iron oxide pigments that are both easy to use and cost effective, then Interstar has exactly what you need. Interstar's premium-quality pigments are renowned for their purity, uniformity, intensity and durability. To ensure the highest level of quality, Interstar technicians carry out a series of rigorous tests on all finished products. Our pigments adhere to ASTM C979 specifications for integral concrete colorants and are alkaline and weather resistant. Interstar offers a wide variety of colors to match your project needs.

Please see Interstar's warranty for complete details.



[www.interstar.ca](http://www.interstar.ca) • 800.567.1857





Ready Mix Color Chart



JN-2400R (1 bag) Champagne, JN-2400R (2 bags) Champagne, JN-4010R (1 bag) Gold, JN-4010R (2 bags) Gold, JN-4411R (1 bag) Bamboo, JN-4416R (1 bag) Buff, JN-4416R (2 bags) Buff



JO-7960R (1 bag) Goldenrod, JO-7960R (2 bags) Goldenrod, BN-2530R (1 bag) Nutmeg, BN-2530R (2 bags) Nutmeg, BN-2531R (1 bag) Potter's Clay, BN-2531R (2 bags) Potter's Clay, JO-4159R (1 bag) Mystic Shadow



JO-4131R (1 bag) Sahara, BN-1703R (1 bag) Copper, BN-1703R (2 bags) Copper, JO-4134R (1 bag) Orange Blossom, JO-4134R (2 bags) Orange Blossom, JO-6435R (1 bag) Sedona, JO-6435R (2 bags) Sedona



RG-2827R (1 bag) Baja Red, RG-2827R (2 bags) Baja Red, RG-2832R (1 bag) Salmon, RG-2832R (2 bags) Salmon, RG-2835R (1 bag) Egyptian Red, RG-2835R (2 bags) Egyptian Red, RG-2846R (2 bags) Raspberry



BN-1701R (1 bag) Taupe, BN-2520R (1 bag) Chaps, BN-2520R (2 bags) Chaps, BN-1705R (1 bag) Rustic, BN-1705R (2 bags) Rustic, BN-1711R (1 bag) Hazelnut, BN-1711R (2 bags) Hazelnut



BN-1711R (3 bags) Santa Fe Tan, BN-1714R (1 bag) Santa Fe Tan, BN-1714R (2 bags) Santa Fe Tan, RG-3077R (1 bag) Redwood, RG-3077R (2 bags) Redwood, RG-3072R (1 bag) Maroon, RG-3072R (2 bags) Maroon



BL-3212R (1 bag) Silver Diamond, JO-7950R (1 bag) Camel, JO-7961R (1 bag) Desert Sand, BN-2739R (1 bag) Stone Castle, BN-2739R (2 bags) Stone Castle, BN-2681R (1 bag) Willow, BN-2680R (1 bag) Willow



BN-2680R (2 bags) Balsam Wood, BN-2680R (3 bags) Balsam Wood, BN-1616R (1 bag) Plum, BN-1616R (2 bags) Plum, BN-2510R (1 bag) Maple, BN-2510R (2 bags) Maple, BN-2510R (3 bags) Maple




NR-5011R (1 bag) Shadow Gray, NR-5010R (1 bag) Gray Cloud, NR-5010R (2 bags) Gray Cloud, NR-5171R (1 bag) Midnight Bay, NR-5157R (1 bag) Monsoon, NR-5157R (2 bags) Monsoon, NR-5105R (1 bag) Smoke



NR-5105R (2 bags) Steel Blue, NR-5105R (3 bags) Steel Blue, NR-5177R (1 bag) Black Onyx, NR-5177R (2 bags) Black Onyx, NR-5790R (1 bag) Black Onyx, NR-5790R (2 bags) Black Onyx, NR-5790R (3 bags) Black Onyx



BN-2730R (1 bag) Biscuit, BN-2978R (1 bag) Chocolate Fudge, BN-2978R (2 bags) Chocolate Fudge, BN-2550R (1 bag) Khaki, BN-2550R (2 bags) Khaki, VT-3450R (1 bag) Olive, VT-3450R (2 bags) Olive



VT-2244R (1 bag) Moss, VT-2244R (2 bags) Moss, VT-2244R (3 bags) Moss, RG-2870IR (2 bags) Desert Red, CB-2580IR (2 bags) Cabernet, CB-2590IR (1 bag) Blue Sea, CB-2590IR (2 bags) Blue Sea

Not for Outdoor Use